

eco
GARAGE
DOORS
welcome home



AUSTRALIAN
MADE AND OWNED

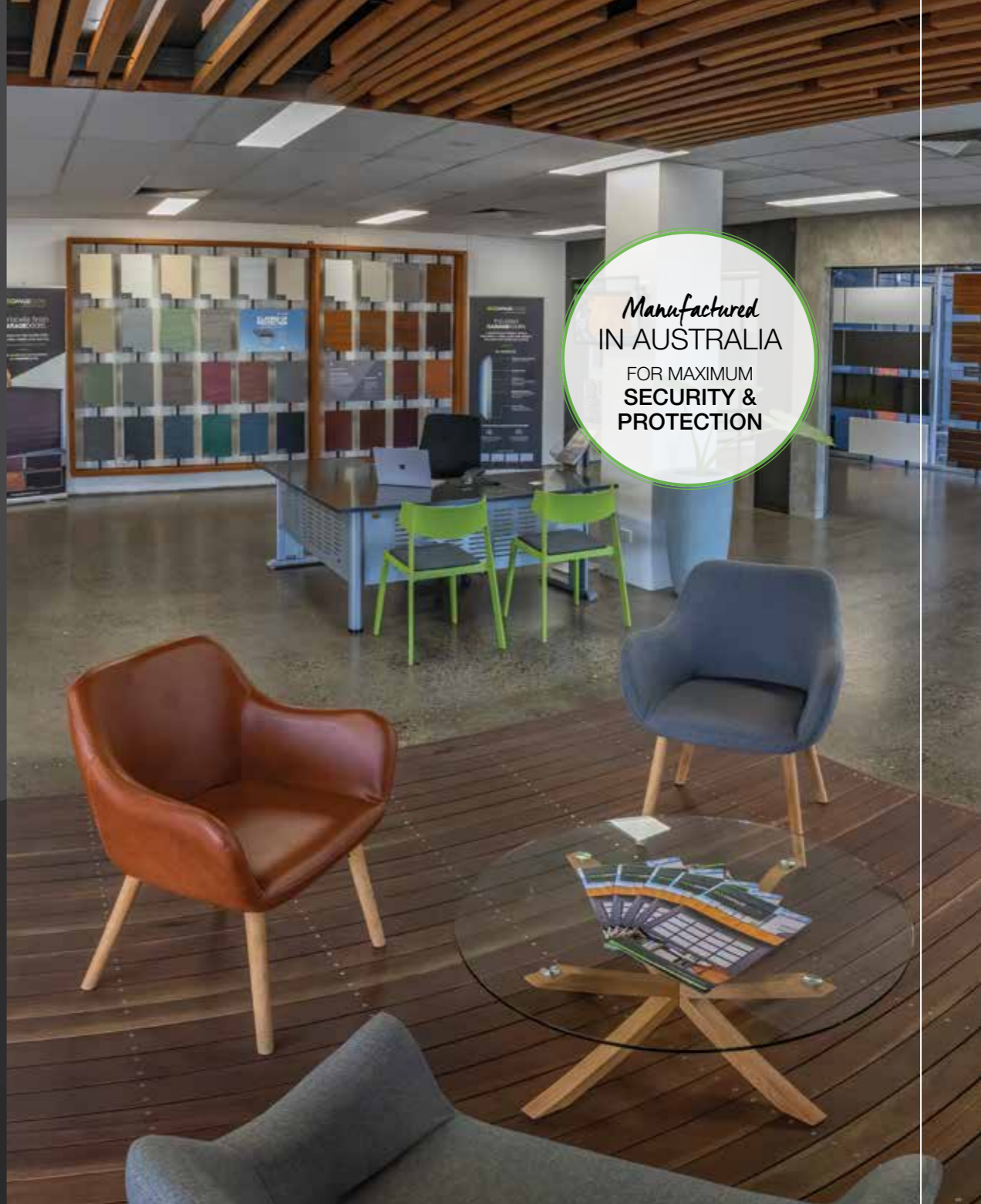
welcome home

ecogaragedoors continue to remain an Australian and family owned garage door manufacturer selling direct to the public, builders and resellers across the country. Offering superior quality garage door solutions via our state of the art AUSTRALIAN MADE roll-form machine. Every garage door is custom made to your specifications.

Our market leading Engineering department is at the forefront of design and innovation, combined with our in-house Research & Development testing facility ensuring that our final product is **SAFE, STRONG & RELIABLE**.

Buying direct from a manufacturer and using our unique purpose-built software, **ecogaragedoors** are industry leaders in lead times. It has never been easier or quicker to buy and install a new garage door!

SAFE | RELIABLE | TRUSTED



Manufactured
IN AUSTRALIA
FOR MAXIMUM
SECURITY &
PROTECTION

 At Eco Garage Doors we reduce our environmental footprint by implementing the latest packaging methods to reduce waste and energy saving conservation via company operations and products to the consumer. We also deliberately choose suppliers who share our environmental values.



Panel Lift-Safe GARAGEDOORS



Manufactured by Eco Garage Doors
SAFE | STRONG | RELIABLE

Eco Garage Doors Panel-lift-safe garage doors (sectional garage doors) are manufactured locally at our Melbourne facility with our Australian made, state of the art roll-forming machine. The sectional garage door is available in four styles ranging from Lincoln, Slimline, Classic and the Ultraline profile. Constructed with genuine 0.6mm gauge COLORBOND® steel made by Bluescope, the Panel Lift-Safe garage door is offered in a range of custom colours and timber look finishes to compliment the facade of any home.

Doors shown are in a woodgrain texture.

Finger protection
All our garage doors have a standard finger safe technology. Each panel is curved and interlocks to protect fingers from becoming trapped in the sections.


ECO-Tuff
New era, long life nylon composite hinges

Balanced panels
Each door is made to measure with symmetrical panels ensuring smooth operation every time!

Made with BLUESCOPE 0.6MM GAUGE G2NS STEEL

Tough Rail & Weather Seal
Fitted with heavy duty bottom rail & durable ECO PVC weather seal.

Main image: Ultraline – Portabella Finish, Golden Oak



Premium upgrade options:

- Powder coated hardware
- Brush seals
- Opener upgrades
- PE beams

Available windows



Colorbond®

DOVER WHITE®	CLASSIC CREAM™	SURFMIST®	PAPERBARK®	EVENING HAZE®	SHALE GREY™	DUNE®	COVE®
WINDSPRAY®	PALE EUCALYPT®	GULLY®	MANGROVE®	WALLABY®	JASPER®	MANOR RED®	TERRAIN®
BASALT®	WOODLAND GREY®	MONUMENT®	IRONSTONE®	COTTAGE GREEN®	DEEP OCEAN®	NIGHT SKY®	*Non standard colour includes surcharge

PORTABELLA
PREMIUM TIMBER FINISH

GREY IRONBARK	GOLDEN OAK	KNOTTED WALNUT	Timber Grain Flexographic	CAOBA DAWN	CLASSIC CEDAR
EUROPEAN OAK	RED GUM	AFRICAN EBONY	Metal FX	GUNMETAL GREY	PRECIOUS SILVER PEARL

ESSENCE
TIMBER FINISH - UniCote® LUX

VICTORIAN ASH	AUSTRALIAN BEECH	RED MAHOGANY	Vivid White	VIVID WHITE	CUSTOM COLOURS
---------------	------------------	--------------	--------------------	-------------	----------------

*contact us for available insert colours

Insulated Sectional GARAGEDOORS

- Custom colours
- 30,000 Spring cycle
- Finger protection
- Whisper quiet
- Smooth operation
- Strength

A QUIETER ECO FRIENDLY OPTION FEATURING A THREE LAYER, HIGH DENSITY POLYURETHANE PANELLING SYSTEM



THE **eco** EDGE

- Finger protection technology**
Designed to keep fingers safe.
- European design**
- Insulated panel**
Optimal thermal protection designed to keep the heat in and offer energy savings with added durability.
- Mean thermal resistance (R Value) of 1.53m².K/W+18%**
Increase the longevity of your internal climate.
- Reduces Noise**
Reduces up to 75% of noises from entering or leaving the garage.
- POLYESTER RESIN INJECTED FOAM PANELLING SYSTEM**

TIP : Turn your garage into a home office, workshop or gym.

Noise cancellation
Reduce noise from entering or escaping your garage.

Energy saving
Cuts energy costs and saves you money by reducing thermal exchange in your home.

Maximum strength & protection
Won't sag, buckle or deteriorate over time, delivering a timeless investment to any property.

Custom colour matching
Colour match your door to any colour to create a whole new look that nobody has seen before.



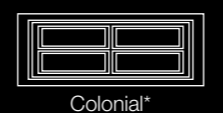
Tough Rail & Weather Seal
Fitted with heavy duty bottom rail & durable ECO PVC weather seal.

Main image: Ribline – Vivid white
Image credit: Customer designed and built by Carter Grange

Premium upgrade options:

- Powder coated hardware
- Brush seals
- Opener upgrades
- PE safety beams

Available windows



Colorbond®

CLASSIC CREAM™	SURFMIST®	PAPERBARK®	EVENING HAZE®	SHALE GREY™	DUNE®	COVE®	WINDSPRAY®
PALE EUCALYPT®	GULLY®	MANGROVE®	WALLABY®	JASPER®	MANOR RED®	TERRAIN®	BASALT®
WOODLAND GREY®	MONUMENT®	IRONSTONE®	COTTAGE GREEN®	DEEP OCEAN®	NIGHT SKY®	*Non standard colour includes surcharge	

PORTABELLA PREMIUM TIMBER FINISH

GREY IRONBARK	GOLDEN OAK*	KNOTTED WALNUT	EUROPEAN OAK
---------------	-------------	----------------	--------------

Metal FX

GUNMETAL GREY	PRECIOUS SILVER PEARL
---------------	-----------------------

Vivid White



non fingersafe profile

*contact us for available insert colours

Custom GARAGEDOORS



Our stunning range of custom sectional garage doors are architecturally designed to provide a bespoke solution to your homes façade. Providing sleek, contemporary designs with hundreds of powder coat colours and materials to choose from.

THE POSSIBILITIES ARE ENDLESS.



TIP : Insulated options available to help regulate the temperature in your garage making it quieter and more comfortable

Alumicomp

Choose from a broad range of colours in aluminium composite panelling. Available in both Matt and Gloss finish with custom design configurations.

Eco engineered to deliver a flawless consistent panel

Design your own

Our experienced team will design, engineer and construct a garage door to cater for any project.

Alumicomp – Gloss White



Tranquilo panel (top left) – Pearl White

Tranquilo panel

Smooth, minimalistic contemporary design. Engineered to be the smoothest, flattest, blemish free panel on the Australian market. Choose from hundreds of powder coat colours in the finish of your choice.



Tranquilo panel – Night Sky®, satin

Engineered & manufactured
at our Melbourne facility
by our experienced team



Alimalite – Ice acrylic inserts, Dune® satin frame

Alimalite

Choose from a wide selection of inserts to create a customised look to suit your home.

Premium upgrade options:

- Flush mount
- Powder coated hardware
- Insulation upgrade
- Brush seals
- Opener upgrades

Alimalite (right) – Opal acrylic inserts, matt black frame

Alimalite – Black gloss acrylic inserts, Night Sky® satin frame

Roller GARAGEDOORS



Safety

Features such as track stops that ensure the door remains in the tracks even with rough treatment, a smooth edged door handle on manual doors and no sharp edges anywhere on the door to ensure the safety of your family.



Operation

Nylon braided edging, the moulded nylon drum wheels and the nylon bottom rail plug provide a beautifully smooth and quiet operation.



Longevity

Galvanised brackets, tracks and other components protect against corrosion. The spring system is designed for more than 25,000 cycles which maximises the performance of your door over its lifetime.

Australian
DESIGNED &
MANUFACTURED

Made with
Colorbond®
STEEL

Weather protection

Flexible sealing strip along the bottom prevents entry of leaves, dust and draught.

Recommended opener

eco PRECISION DRIVE RDO

To compliment your roller door the Eco Precision Drive RDO offers a powerful 800N Pull force delivering a smooth, quiet and reliable operation every time.



Colorbond®

DOVER WHITE®	CLASSIC CREAM™	SURFMIST®	PAPERBARK®	EVENING HAZE®	SHALE GREY™	DUNE®	COVE®
WINDSPRAY®	PALE EUCALYPT®	GULLY®	MANGROVE®	WALLABY®	JASPER®	MANOR RED®	TERRAIN®
BASALT®	WOODLAND GREY®	MONUMENT®	IRONSTONE®	COTTAGE GREEN®	DEEP OCEAN®	NIGHT SKY®	

*Non standard colour includes surcharge

Timber Grain Flexographic

CAOBA DAWN	CLASSIC CEDAR
------------	---------------

PORTABELLA

PREMIUM TIMBER FINISH



ENGINEERED WITH ADVANCED PVC PRE-COATED STEEL DELIVERING A REAL TIMBER LOOK & FEEL

LOCALLY MANUFACTURED AND EXCLUSIVE TO **ecogaragedoors**

AVAILABLE PROFILES

Panel lift-safe GARAGEDOORS

- Slimline – Textured or Woodgrain texture
- Ultraline – Woodgrain texture
- Classic panel – Woodgrain texture
- Lincoln Panel – Woodgrain texture

Insulated GARAGEDOORS


- Stanford – Woodgrain texture
- Ribline – Textured or Woodgrain texture
- Flatline – Woodgrain texture



COLOUR OPTIONS



Two
NEW
COLOURS



ESSENCE

TIMBER FINISH by **UniCote** | LUX

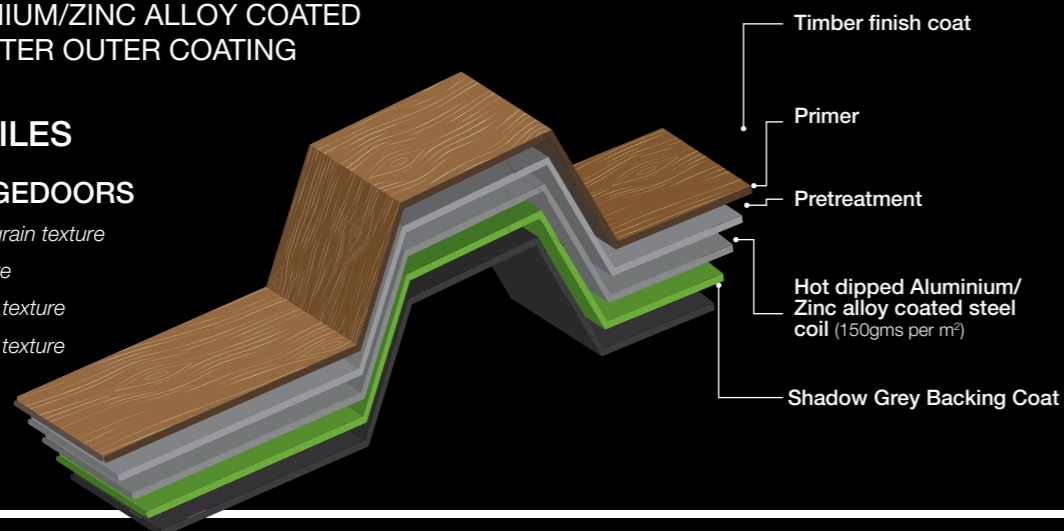


HOT DIPPED ALUMINIUM/ZINC ALLOY COATED STEEL WITH POLYESTER OUTER COATING



AVAILABLE PROFILES

Panel lift-safe GARAGEDOORS

- Slimline – Textured / Woodgrain texture
- Ultraline – Woodgrain texture
- Classic panel – Woodgrain texture
- Lincoln panel – Woodgrain texture



COLOUR OPTIONS



eco RESIDENTIAL 1000N SDO

- 1000N Pull Force
- 433MHz Rolling Code
- Battery Backup[^]
- Auto Close Setting
- LED Light
- Safety Beam[^]
- Soft Start / Stop
- Wi-Fi option[^]



MOST POPULAR OPENER

- 2.4m – 3.5m max height
- 1000N Max pull force
- Auto close function (max. 135 sec)
- 160mm p/sec open & close speed
- Soft start / soft close
- 433.2MHz radio frequency
- Secure rolling code frequency
- Battery backup available
- Wi-Fi upgrade option available



ECO H^{SDO} LIGHT COMMERCIAL

Heavy Duty Sectional Door Opener

- 1500N Pull Force
- 433MHz Rolling Code
- FIP Smart Logic
- Battery Backup[^]
- Variable Speed
- Auto Close Setting
- LED Light
- Status Display
- Maintenance Alarm
- Safety Beam[^]
- Soft Start / Stop
- Wi-Fi option[^]



OUR POWERFUL SECTIONAL DOOR OPENER

- 2.4m – 5.0m max height
- Max door are 25m²
- 1500N Max pull force
- Auto close function (max. 135 sec)
- 190mm p/sec open & close speed with variable speed
- Commercial heavy duty opener rail (powder coated black)
- Fire and security logic (car park ready)
- Maintenance alarm setting
- Partial open/height setting

- Soft start / soft close
- Battery backup available (built in assembly)
- LED off delay time setting
- 433.2MHz radio frequency
- Secure rolling code frequency
- Extended range handsets
- Wi-Fi upgrade option available



Residential Accessories



2 x EC04 remote with each opener




EC05 (extended range handset)[^]



Wall switch[^]



Vehicle sun visor remote[^]



PE safety beams[^]







Wireless keypad[^]



Emergency key release

[^]Optional extra

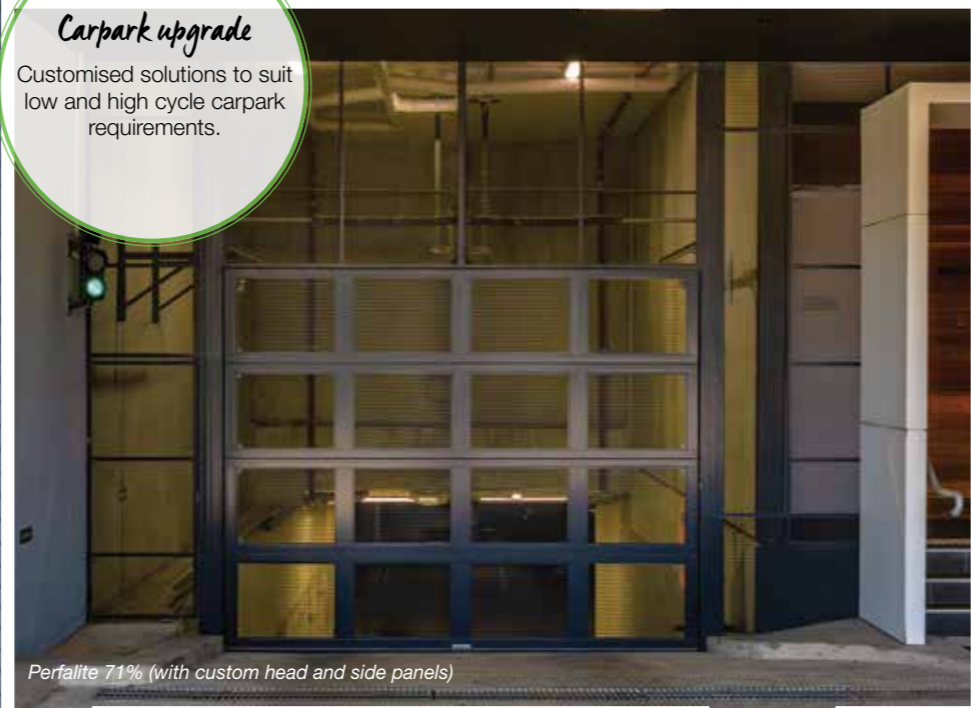
Commercial GARAGEDOORS

-  Industrial strength aluminium
-  Powder Coat
-  Custom Spring life cycle
-  Smooth operation

MADE BY ECO COMMERCIAL DIVISION

Our commercial range of garage doors are custom designed and engineered to include elegance, functionality and security to your commercial premises.

Carpark upgrade
 Customised solutions to suit low and high cycle carpark requirements.



Perfalite 71% (with custom head and side panels)



19mm welded horizontal bar panel



50x50 RHS vertical aluminum batten

sectional commercial doors

Engineered to the architectural requirements of your premises delivering strength and security.

Designs are customised for each project delivering up to 90% open air.



Perfalite 71% (with custom head and side panels)



100 x 100 RHS vertical aluminum batten



Perfalite 71%



INTERLOCKING 75MM AND 100MM SLATS, CONSTRUCTED FROM GALVANISED G300 BLUESCOPE STEEL WITH Z275 ZINC COATING AND ROLL FORMED IN-HOUSE.

Corrosion protection

Curtains are made of galvanised G300 steel with Z275 zinc coating. All steel components, including drum assemblies, guides and brackets, are either galvanised or zinc oxide primed.* All geared shutters have fully electroplated chains. Slats are self-draining.

* Excludes Mounting Brackets and Sprockets. ^ Axle Tube and Drum are primed black



Electric operation

An ECO HD Industrial electric opener can be fitted to any roller shutter. Openers feature travel Electronic limit switches, wall-mounted contactor box with thermal overload sensors, oil-filled heavy duty worm drive gearbox with emergency hand chain operation in case of power failure. Motors are three-phase or single-phase to suit power supply. Optional remote controls, card readers and key switches are also available.

Wind-lock end clips and guides

Moulded nylon end clips ensure smooth, low friction operation, and can be readily replaced if damaged or worn. Standard nylon end-clips are fitted to every second slat in all shutters, except wind-locked models.


For areas subject to high wind conditions, or for very wide openings, 75mm or 100mm shutters should be fitted with malleable cast iron wind-lock end-clips and steel wind-lock guides. Wind-lock clips prevent the curtain disengaging from the guides under wind pressure.

Powder coated finish


Optional powder coated factory finish with choice of 100's colours. Powder coat is more than twice the thickness of the average paint film and provides a long-wearing and durable finish.

Image: Roller Shutter – Monument®

Perforated



Slotted



Ventilation

Shutters can be pre-punched or perforated to provide ventilation for applications such as shops and car parks. Slotted slats provide 11% maximum ventilation, while perforated slats achieve 30% ventilation.

Weather Seal

Special ECO heavy-duty rubber to seal the bottom rail against rain, leaves and dust.

Bottom rails

Heavy-duty extruded aluminium bottom rail





MELBOURNE (HEAD OFFICE)

181–183 Frankston-Dandenong Rd,
Dandenong South Vic 3175

PO Box 4164, Dandenong South Vic 3175

t: (03) 9703 1500

SYDNEY

Unit 6, 72 Lasso Road,
Gregory Hills NSW 2557

t: (02) 8417 8117

e: sales@ecogaragedoors.com.au

www.ecogaragedoors.com.au



All colour swatches and images shown on Eco Garage Doors website and brochure have been reproduced to represent actual product colours as accurately as possible. We recommend checking your chosen colour against an actual sample of the product before purchasing as varying light conditions and limitations of the printing process may affect colour tones. COLORBOND®, BlueScope and ® colour names are registered trademarks of BlueScope Steel Limited.™ colour names are trademarks of BlueScope Steel Limited. UniCote® is a registered trademark of Selection Steel.

ECOGARAGEDOORS is a trademark of Eco Garage Doors Pty Ltd. All our garage doors are supplied and installed with a trademarked badge. Woodgrain texture have an embossed finish.

©Copyright Eco Garage Doors 2022. All rights reserved.

